

TOWABLE ATTENUATOR

245

Code: REM-245



WHAT'S A TOWABLE ATTENUATOR?

This device can be also considered a TMA means Truck (or Trailer) Mounted Attenuator and is considered an impact attenuator to cushion the impact of vehicles in case of collision or accidents.

Its purpose is absorb and protect the vehicle in case of impact, absorbing the kinetic energy and returning it to the center of the crash, reducing damages.

Ideal to temporary place on work areas, diversions, detours, closed avenues, conflict zones or to be towed by a vehicle.

FEATURES

- Safety trailer manufactured in integral structure of 10-gauge (3.4 mm), 2½ x 2½ RHS.
- Impact attenuator.
- Axle to withstand 3,500 lbs. (1,587.6 kg).
- Two rims of 15" tire track with 5 lug nuts.
- Two 700-15 (15 rim) trailer tires.
- Four leaf double eye spring.
- Striped energy absorber (bumper) reinforced and made of medium density polyethylene.
- Two side marker (indicator) lights for stop and reverse.
- 10-gauge (3.4 mm) RHS supports of 2½ x 2½ on the sides.
- Trailer coupler, 2 5/16" welded chassis for tow hitch that withstands 5,000 lbs. (2,268 kg) and a security chain.
- Powered trough alternating current of the towing vehicle.
- It includes a screw jack for better maneuverability.



TOWABLE ATTENUATOR

245

Code: REM-245

MEASUREMENTS

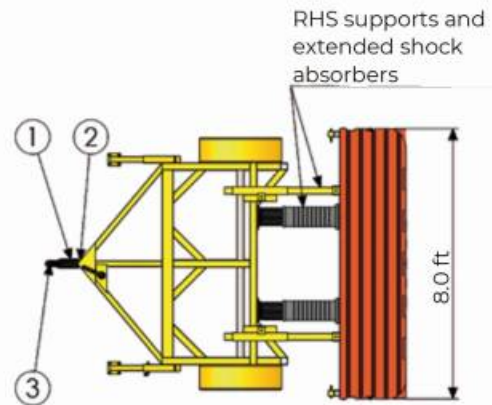
Total

- Total Length: 10.8 ft
- Width: 8.0
- Total Height: 3.6 ft

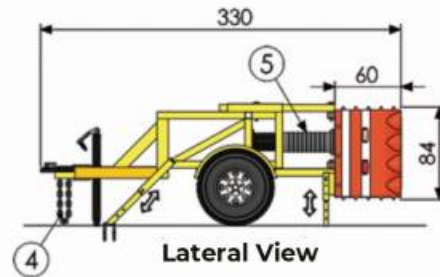
PARTS IDENTIFICATION

1. Male cable connector outlet.
2. Air shock adapter (connector).
3. Trailer coupler, welded chassis.
4. Security chain.
5. Shock absorber.
6. Screw jack.
7. Side marker (indicator) lights.
8. Rear lights.
9. Polyethylene energy absorber (bumper).
10. RHS supports.
11. Reflective stripes in energy absorber (bumper).

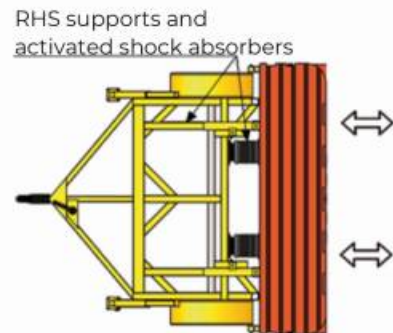
Note: electric power supply of the shock absorber is directly taken from the towing vehicle.



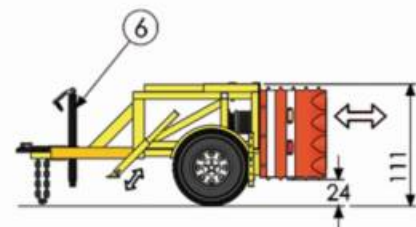
Top View




Lateral View



Top View



Lateral View



TOWABLE ATTENUATOR 245

Code: REM-245



Ultrafix Screw



Anchor

MAIN FEATURES

- 12. RHS supports for parking.
- 13. Anti slip safety leg, with option to temporary anchor the tow through eight 3/18" x 5.9" ultrafix screws and eight extralarge anchors (18 mm x 5.9" diameter).