

## REINFORCED BARRIER 2000

Code: B-2000



### FEATURES

- **Nestable:** reduce transportation costs; meaning great savings in storage; 20 barriers per tower.
- **Space saving:** More than the double of capacity in most of cases.
- **Logistic efficiency:** Less journeys and less transport costs.
- **Sustainability:** More efficient use of resources and less carbon footprint.
- Design is reinforced by geometry, making robust, maneuverable and stackable among them.
- Allow to construct the desired length according to specific needs.
- Manufactured in medium density polyethylene that resist environment inclemency and temperature changes, with protection against UV rays to provide a long life span.
- Available in orange; other colors upon request.
- Easy, quick and safe join, able to perform by a single person with a minimum effort.
- Option to include arrows of reflective prismatic sheeting per face, increasing visibility.
- Lower bridge to allow water flow during rainy season, avoiding floods.
- Option to include 4 heavy duty swivel casters for an easy maneuverability and mobility.

- TRANSPORT AND STORAGE SPACE  
+ SAVINGS

REINFORCED AND  
NESTABLE BARRIER

Also known as protection barriers, barrier 2000 is robust and durable with solid and reinforced walls.

Help to define limits of specific areas, as work zones, events or restricted areas.

Provide clear visual signage to guide motorists and pedestrians, signaling changes on transit, detours and lane separation.

Allow to cordon off and protect areas to maintain people away from dangerous zones or limited access, providing safety to pedestrians and motorists, minimizing the risk of accidents.

Used to block roads temporarily during events, constructions or emergencies.

These barriers are essential to maintain safety and order in different situations, providing an effective way to manage transit, protect people and vehicles.



# REINFORCED BARRIER 2000

Code: B-2000

## MEASUREMENTS

Dimensions and other measures are nominal and may vary by + - 2 %.

**Total**

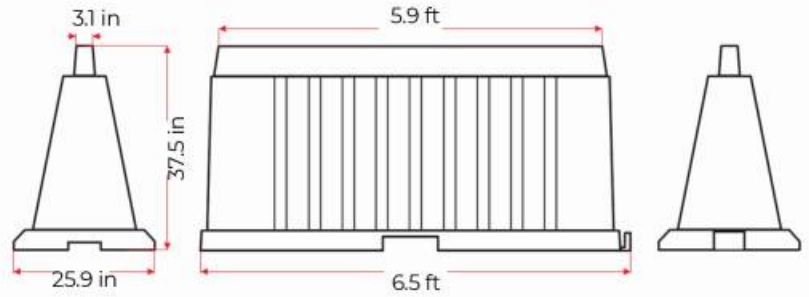
- Total Length: 6.5 ft
- Width: 25.9 in
- Height: 37.4 in

**Reflective sheeting color**

- White

**Approx. Weight**

- 52.910 lbs




**Example:**

Dry box of 53" with 420 barriers, channelizing 2,755 linear feet.

**LESS SPACE IN STORAGE**

Tower of 20 pcs →



# REINFORCED BARRIER 2000

Code: B-2000

**Optimize your costs and maximize your logistic efficiency with our nestable barriers!**

**40 HC Container:**

- **Nestable:** Store up to 270 barriers, 3 times more than the 90 no nestable barriers.

**48 ft Dry box:**

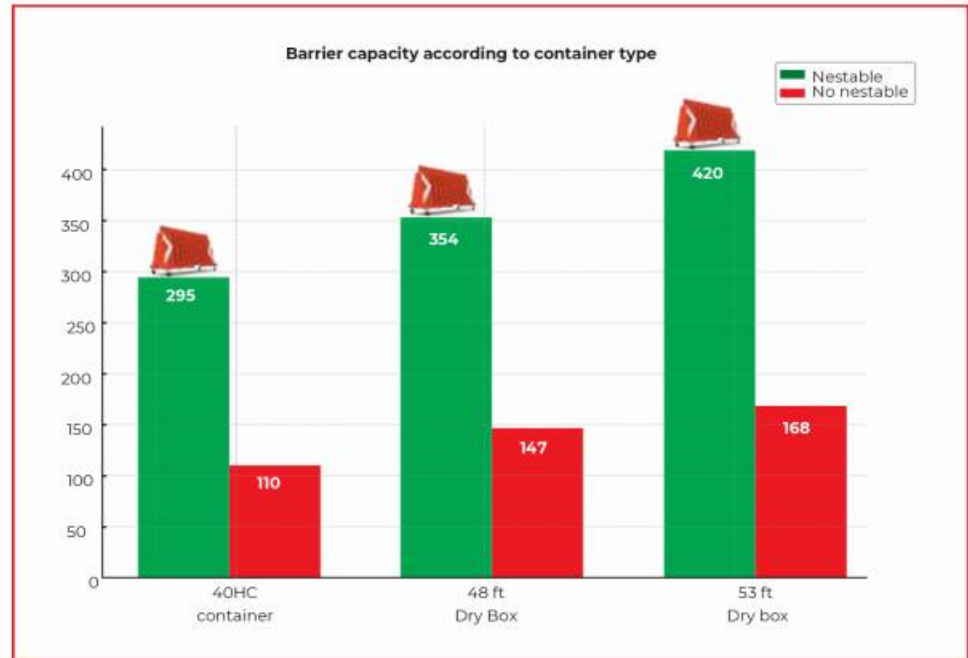
- **Nestable:** Capacity for 315 nestable barriers, more than twice compared to 105 no nestable barriers.

**53 ft Dry box:**

- **Nestable:** Loads up to 360 nestable barriers, compared to 120 no nestable barriers.

**Note:**

In the three cases can transport **three times more** barriers 2000 compared to no nestable barriers



Graph shows capacity of nestable and no nestable barriers in different container types and ease the visual comparison.

This graph shows the capacity of nestable and no nestable barriers for different container types and ease visual comparison.

As an example, it was considered a transport from Mexico City to Monterrey with a cost of 50,000MXN per journey. The **transport of nestable barriers** instead no nestable barriers would generate a 300% saving in **transport** expenses.