

POLIFLEXY 76 DELINEATOR POST

Code: ITO-PF-76

WHAT'S A DELINEATOR POST

Signal used to warn or prevent people about certain situations; flexible post special to delimit or sign danger zones, improving visibility in the risk area.

What is used for? Its main function is avoid vehicles invade prohibited zones and also its function is to delimit roads safely.

Applications: The use of this device is suggested in rows, impeding vehicles park in crosswalks or invade danger zones.



FEATURES

- Resistant to vehicle impacts; due its flexibility.
- Returns to its original position after collision.
- Withstand multiple run overs (guaranteed).
- Manufactured in Poliflexy®, ductile material that doesn't cause damage in vehicles.
- Line colors: orange, yellow or white to be more visible (other colors upon request).
- 2 reflective rings to increase visibility at night.
- In the inner part of the post, there's a special PVC washer with round edges for an easy placement.
- It is anchored with \varnothing 0.7 in x 5.5 in of length extralarge anchor, \varnothing 3/8" x 5.9 in hex head ultrafix screw and 3/8 flat washer, providing greater security.



POLIFLEXY 76 DELINEATOR POST

Code: ITO-PF-76

MEASUREMENTS






Dimensions and other measures are nominal and may vary by + / - 2%.

- | | |
|---------------------------------|--|
| Total | <ul style="list-style-type: none"> • Height: 30.1 in • \varnothing 7.6 in |
| Reflective Tape | <ul style="list-style-type: none"> • 2 rings of 94.8 in² each |
| Color of Reflective Tape | <ul style="list-style-type: none"> • White or amber |
| Weight | <ul style="list-style-type: none"> • 3.624 lbs |

ANCHORING

1. Mark the boreholes to position the post with the help of a drill and a 3/4" drill bit for concrete.
2. Drill to a 7" depth, insert the extralarge anchors in every borehole.
3. Mount the delineator post with its 3/8" washer, screw/flat washer,
4. Use a 9/16" socket wrench joined to a "T", going through the post and turn the screw to your right until is tightened enough and...

DONE!

-  21 v \varnothing 3/8" x 5.9 in Hex Head Ultrafix Screw
-  Flat Washer
-  Inner washer inside of the post
-  \varnothing 0.7 in x 5.3 in Extralarge Anchor
-  Borehole in concrete

