

URBAN 90 BOLLARD

Code: PIC-AX-SOL-65



WHAT'S A BOLLARD?

Body manufactured in 11-gauge stainless steel, device for prevention and warning.

Part of the urban furniture and is mainly used in rows to avoid vehicles park in pedestrian areas or sidewalks.

Its purpose is to maintain a free and safe mobility of pedestrians. This device is placed strategically in sidewalks, avoiding drivers invade these public spaces that correspond to the pedestrian.


Excellent for malls, hospitals, entrance of condominiums, hotels and airports, etc.

FEATURES

- Fine bollard with harmonious and eye-catching design that attract people's attention.
- On the upper part has a light circle made of LEDs covered by conic lens performing a better diffusion of light.
- Automatic ON at night.
- 2 reflective rings that enhance its elegance.
- Stainless steel post in natural color, resistant to humidity and extreme temperature changes.
- Stainless steel bollard has 2 versions:
 - **Fixed:** stainless steel base anchored with anchors for immobile base (non reboundable/flexible).
 - **Reboundable:** ABS base and inner system that allows bend if impact occurs, and recovering its position after impact.

LIGHTING SYSTEM

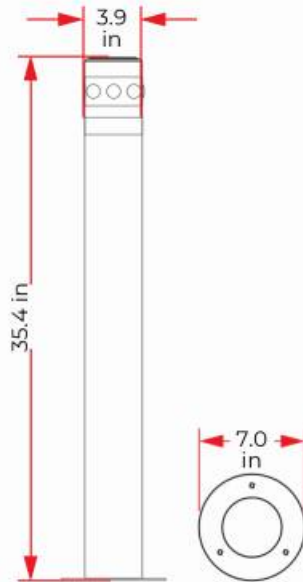
- 85 mm solar cell.
- Lithium polymer battery.
- Ultrabright LEDs in amber, white or red color.
- Steady or flashing light.



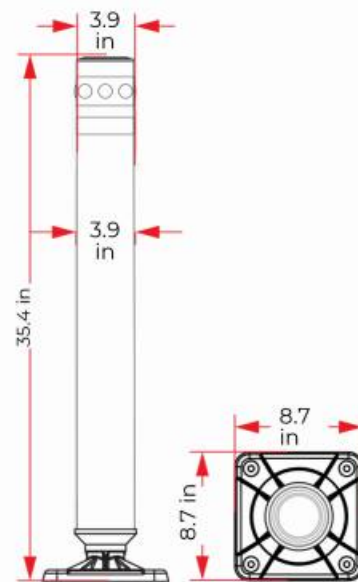
URBAN 90 BOLLARD

Code: PIC-AX-SOL-65

Fixed Bollard



Reboundable Bollard



MEASUREMENTS

Dimensions and other measures are nominal and may vary by + / - 2%.

	Fixed	Flexible
Body Diameter	4.00" (10.16 cm)	4.00" (10.16 cm)
Base Diameter	7.0" (18.0 cm)	8.7" x 8.7" (22.3 x 22.3 cm)
Total Height	35.4 in (90.0 cm)	35.4 in (90.0 cm)



ANCHORING

1. Mark the boreholes where the bollards will be placed,
2. Drill the boreholes with a 3/4" drill bit for concrete to a 7" depth.
3. Insert the extralarge anchors in every borehole and mount the bollard.
4. Place the 3/8" screw/flat washer and tighten to a 9/16" socket wrench.

DONE!

