



SOLAR LUMINOUS ARROW BOARD

Code: FLE-14 / FLE-15 / FLE-18

FEATURES

- Product developed with the highest technology, controlling the 14 lights independently, these are conformed by high luminosity LED clusters.
- Displays up to 8 different flashing sequences.
- With 4 speeds.
- RHS metal structure and sheet that offer great resistance to environment.
- Useful in detours, work zones, land slides or repairs.
- Visible at night to up to 3280 ft of distance.
- Support with casters to facilitate positioning and transport.
- Sequence remote control, easy to use.
- Minimum maintenance.
- Electric and solar power supply.
- Option to include a sign.



SOLAR LUMINOUS ARROW BOARD

Code: FLE-SOL-14 / FLE-ELEC-14

TECHNICAL SPECIFICATIONS

Support with swivel casters	
Made of	<ul style="list-style-type: none"> 4" x 2", 3" x 1 1/2" RHS and 1 1/2"SHS.
Coating	<ul style="list-style-type: none"> Primary alkyd and anti-corrosion enamel.
Around weight	<ul style="list-style-type: none"> 66.1 lbs.
Measurements	<ul style="list-style-type: none"> Width 3.9 ft. Length 5.9 ft. Height 4.7 ft.
Arrow Type Metal Panel	
Made of	<ul style="list-style-type: none"> 16-gauge galvanized sheet in RHS, bracket and sill.
Coating	<ul style="list-style-type: none"> Primary alkyd and black anti-corrosion enamel.
Around Weight	<ul style="list-style-type: none"> 110 lbs.
Measurements	<ul style="list-style-type: none"> Width 5.9 in. Length 4.9 ft. Height 36.0 in
Lighting System	
Module Quantity	<ul style="list-style-type: none"> 14 clusters per LED
Cluster color	<ul style="list-style-type: none"> Amber or red
Approx. LED life span.	<ul style="list-style-type: none"> 100,000 hrs. (10 years).
Light intensity of each LED.	<ul style="list-style-type: none"> 6500 mcd.
Visibility distance of the system.	<ul style="list-style-type: none"> 3280 ft
For electric power supply to 127VCA or by direct connection: REMOTE CONTROL	

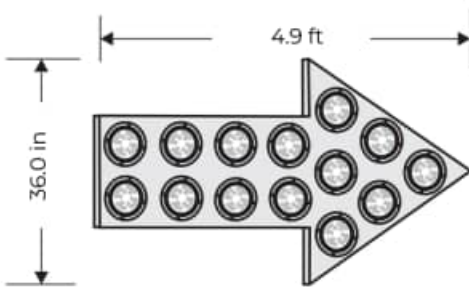
SOLAR LUMINOUS ARROW BOARD

Code: FLE-SOL-14 / FLE-ELEC-14

TECHNICAL SPECIFICATIONS

INCLUDED Solar Power Supply System with the following features:	
Solar Panel	<ul style="list-style-type: none"> • Silicon photovoltaic cell of 15W.
Long durability Batteries	<ul style="list-style-type: none"> • Rechargeable deep-cycle battery of 12V-7Amp.
Effectiveness of programmable circuit	<ul style="list-style-type: none"> • 12 hrs of functioning with 7 hours under direct sun exposure.

Board Dimensions



Base Dimensions

